



The Republic of Lithuania

Investor Presentation



Disclaimer



IMPORTANT: You must read the following before continuing. The following applies to this document (the "Presentation"), the oral presentation of the information contained in this document by the Republic of Lithuania ("Lithuania") or any person on behalf of Lithuania, and any question-and-answer session that follows the oral presentation (the "Oral Information" and the Oral Information collectively with the Presentation, the "Information"). In accessing the Information, you agree to be bound by the following terms and conditions.

This Presentation is not intended for distribution to, or use by, any person or entity in any jurisdiction or country where such distribution or use would be contrary to law or regulation, nor does it constitute an offer of securities in, the United States, the United Kingdom, Canada, Australia, Japan, Lithuania, Singapore, Switzerland or any other jurisdiction. In particular, this Presentation and the information contained herein do not constitute an offer of securities for sale in the United States and this Presentation may not be disseminated, directly or indirectly, into the United States, its territories or possessions, except pursuant to registration or an exemption from the registration requirements of the U.S. Securities Act of 1933, as amended. Any failure to comply with this restriction may constitute a violation of United States securities law.

This Presentation is an advertisement and not a prospectus or offering memorandum and investors should not subscribe for or purchase any securities referred to in this Presentation (the "Securities") except on the basis of information in the offering circular and pricing supplement (or equivalent disclosure documentation) produced in connection with the offering of the Securities. The offering circular for the Republic of Lithuania EMTN programme (the "Offering Circular") can, and any pricing supplement will be when published, found on the website of the Luxembourg Stock Exchange.

This Presentation is not a prospectus or final terms for the purposes of Regulation (EU) 2017/1129.

The Information does not constitute or form part of, and should not be construed as an offer or the solicitation of an offer to subscribe for or purchase the Securities referred to herein. Any decision to purchase the Securities should be made solely on the basis of the information to be contained in the Offering Circular (or equivalent disclosure document) produced in connection with the offering of the Securities, including this Presentation but excluding any Oral Information. Prospective investors are required to make their own independent investigations and appraisals of the economic and financial condition of Lithuania and the nature of the Securities before taking any investment decision with respect to the Securities. The Offering Circular (or equivalent disclosure document) may contain information different from the Oral Information.

The opinions presented herein are based on general information gathered at the time of writing and are subject to change without notice. Lithuania relies on information obtained from sources believed to be reliable but does not guarantee its accuracy or completeness.

This Presentation is directed only at: (i) persons who are outside the United Kingdom; (ii) persons who are investment professionals within the meaning of Article 19(5) of the Financial Services and Markets Act 2000 (Financial Promotion) Order 2005 (as amended) of the United Kingdom; or (iii) any other persons to whom this announcement for the purposes of Section 21 of the Financial Services and Markets Act 2000 can otherwise lawfully be distributed (all such persons together being referred to as "relevant persons"), and must not be acted on or relied upon by persons other than relevant persons. Any investment or investment activity to which this announcement relates is available only to and will be engaged in only with relevant persons.

EU MIFID II PROFESSIONALS / UK MIFIR PROFESSIONALS/ RETAIL INVESTORS / ECPS - MANUFACTURER TARGET MARKET (EU MIFID II / UK MIFIR PRODUCT GOVERNANCE) IS ELIGIBLE COUNTERPARTIES, PROFESSIONAL CLIENTS AND RETAIL CLIENTS (ALL DISTRIBUTION CHANNELS).

The statements contained in this Presentation are made as at the date of this Presentation, unless another time is specified in relation to them, and delivery of this Presentation shall not give rise to any implication that there has been no change in the facts set forth in this Presentation since that date. Save as otherwise expressly agreed, none of the above persons should be treated as being under any obligation to update or correct any inaccuracy contained herein or be otherwise liable to you or any other person in respect of any such information. Market data used in the Information not attributed to a specific source are estimates of Lithuania and have not been independently verified. No reliance may be placed for any purpose whatsoever on any of the Oral Information.

Nothing contained in this Presentation shall be deemed to be a forecast, projection or estimate of Lithuania's future financial performance. This Presentation may contain statements, statistics and projections that include words such as "intends", "expects", "anticipates", "estimates" and words of similar import. All statements included in this Presentation other than statements of historical facts, including, without limitation, those regarding financial position, strategy, plans and objectives of management for future operations (including development plans and objectives) are forward-looking statements. Where forecasts have been included in this Presentation, these are on the basis of government budget numbers. There can be no assurance that such forecasted or budgeted numbers will be achieved. If such figures are not achieved, this may have a negative impact on the performance of the economy of Lithuania. By their nature, such statements involve risk and uncertainty because they relate to events and depend on circumstances that will occur in the future. No assurances can be given that such expectations will prove to be correct, and actual results may differ materially from those projected because such statements are based on assumptions as to future economic performance and are not statements of fact. Lithuania expressly disclaims to the fullest extent permitted by law any obligation or undertaking to disseminate any updates to these forecasts, projections or estimates to reflect events or circumstances after the date hereof, nor is there any assurance that the policies, strategies or approaches discussed herein will not change. Nothing in the foregoing is intended to or shall exclude any liability for, or remedy in respect of, fraudulent misrepresentation. A rating is not a recommendation to buy, sell or hold securities and may be subject to revision, suspension or withdrawal at any time by the assigning rating organisation.

THIS PRESENTATION DOES NOT DISCLOSE ALL THE RISKS AND OTHER SIGNIFICANT ISSUES RELATED TO AN INVESTMENT IN THE SECURITIES/TRANSACTION. PRIOR TO TRANSACTING, POTENTIAL INVESTORS SHOULD ENSURE THAT THEY FULLY UNDERSTAND THE TERMS OF THE SECURITIES/TRANSACTION AND ANY APPLICABLE RISKS, INCLUDING REVIEWING THE RISK FACTORS CONTAINED IN THE OFFERING CIRCULAR RELATING TO THE SECURITIES. THIS PRESENTATION BY ITSELF IS NOT A PROSPECTUS OR OFFERING CIRCULAR FOR ANY SECURITIES.



Table of Contents

1.	Overview	03
2.	Macroeconomic Developments	07
3.	External Sector	13
4.	Environment and Energy Security	17
5.	Fiscal Discipline	21
6.	Public Debt Management	25
7.	Banking Sector	30

Overview



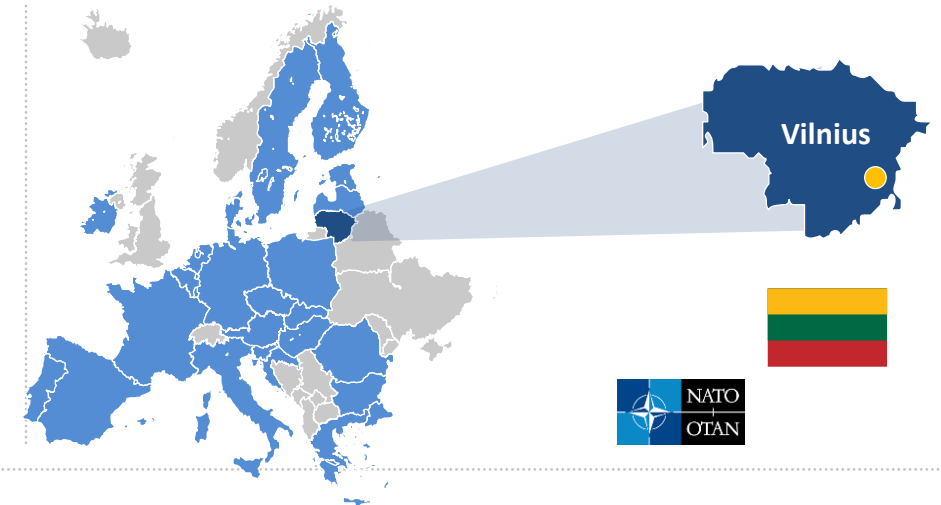


Lithuania Snapshot

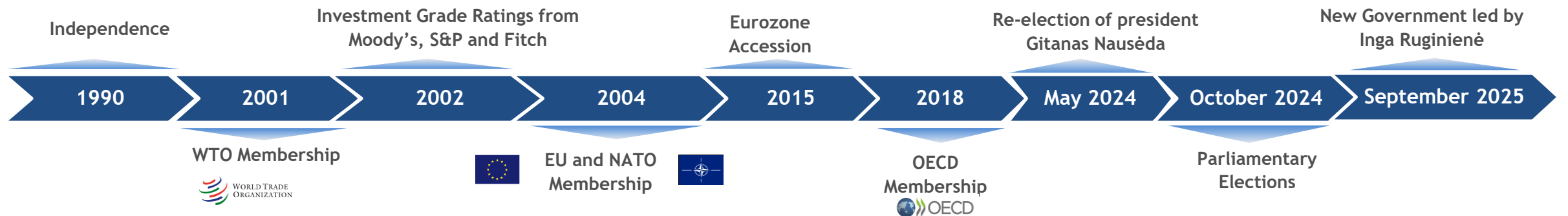
Lithuania's resilient economic growth is underpinned by prudent macroeconomic management, strong institutions, and EU membership which anchors economic and fiscal policies, while its strategic location along the Baltic Sea offers key access to major European trade routes.

Key Facts

Nominal GDP ⁽¹⁾ :	EUR 84,258 mn
Annual real GDP growth ⁽¹⁾ :	2.9 % (2025) and 2.5 % (1Q 2026)
Credit ratings:	Moody's: A2 (outlook stable) S&P: A (outlook stable) Fitch: A+ (outlook stable)
Currency:	Euro (EUR) since 1 January 2015
Government:	Centre-left coalition, elected in 2024 and reshuffled in 2025, it has a majority in the Parliament (82 seats out of 141)



Lithuania's Path From Independence to a Member of Eurozone: Key Milestones



Source(s): Statistics Lithuania, Ministry of Finance, Moody's Investors Service, Standard & Poor's Financial Services, Fitch Ratings (30.01.2026).
 Note(s): (1) Statistics Lithuania, unadjusted nominal GDP for 2025 and real GDP change (seasonally and calendar unadjusted) (30.04.2026).



Key Credit Strengths



Dynamic Economy

- Lithuania's openness and flexibility have facilitated its income convergence with its Western European peers, **with real GDP growth rate reaching 2.9% in 2025 and 2.5% in 1Q 2026**. This growth is expected to continue going forward with a **growth rate of 3.1% in 2026**
- The successful implementation of the Recovery and Resilience Plan (RRP) is expected to **fund an investment pipeline that will deepen the structural reform agenda**



Institutional Strength

- A strong institutional framework, **cross-party political consensus and robust governance**, as reflected in strong World Governance Indicators, are expected to remain under the new centre-left coalition led by the Social Democrats
- **Consistent track record of sound fiscal policies and prudent debt management** has helped the country build a fiscal space which has supported the return of inflation to low levels



Policy Effectiveness

- Lithuania's economy benefits from rising **sophistication, export diversification, and global integration**, underpinned by strong productivity gains from technological advancement and human capital growth
- A **structurally adaptable labour market supports economic stability**, while migration inflows from Ukraine help offset workforce decline and strengthen demographic trends



Energy and National Security

- National security is ensured by the presence of NATO troops in the Baltics and supported by high defence budget commitments. According to the draft State budget for 2026, defence spending is set to reach 5.38% of GDP
- Lithuania secures its energy needs through diversified imports primarily from the USA, Saudi Arabia, and Norway, enhancing supply stability and mitigating geopolitical risk



Macro-fiscal Buffers

- **Strong track record of outperforming budget execution**, with a **deficit of 1.8% of GDP** in 2025 vs. a budgeted 3% of GDP and fiscal flexibility, which allowed it to redirect expenditures towards social protection amidst the ongoing macroeconomic events
- **Moderate government debt burden with low interest expenditures and limited FX risk**, supported by a domestic capital market and proven access to international markets



Sound Banking Sector

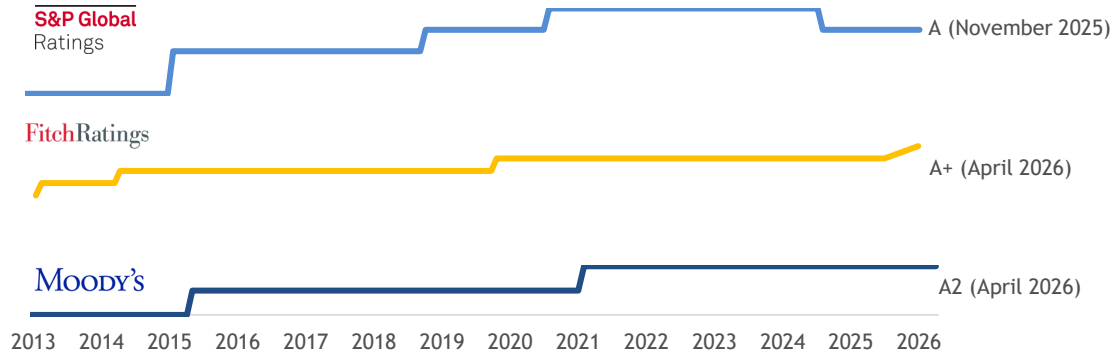
- The banking sector has recorded **exceptionally high profitability while high capitalization levels have strengthened, liquidity metrics are robust** and the share of non-performing debt instruments remains significantly below pre-pandemic levels, standing at 0.4% of total loans as of 31 December 2025
- Lithuania is now **the largest fintech hub in the EU**, with companies driving structural changes in the financial system and boosting IT and financial services

Sources: Ministry of Finance, Bank of Lithuania, Statistics Lithuania, Ministry of Defence, Invest Lithuania, Moody's Investors Service, Standard & Poor's Financial Services, Fitch Ratings (30.04.2026)



Solid Ratings Anchored in a Flexible and Credible Policy Framework

Ratings Development since 2013



Source(s): Fitch Ratings, Moody's, Standard & Poor's (30.04.2026).

Peer Comparison

	Moody's	S&P Global Ratings	FitchRatings
Finland	Aa1 (stable)	AA+ (negative)	AA (stable)
Czechia	Aa3 (stable)	AA- (stable)	AA- (stable)
Belgium	A1 (stable)	AA- (stable)	A+ (stable)
Estonia	A1 (stable)	N/A	A+ (stable)
Slovenia	A2 (stable)	AA (stable)	A+ (stable)
Lithuania	A2 (stable)	A (stable)	A+ (stable)
Slovakia	A3 (stable)	A (stable)	A- (stable)
Latvia	A3 (stable)	A (stable)	A- (stable)
Poland	A2 (negative)	A- (stable)	A- (negative)

Source(s): Fitch Ratings, Moody's, Standard & Poor's (27.04.2026).

Select Ratings Agency Commentary

*"The upgrade reflects Lithuania's **stronger growth performance** and favourable medium-term outlook, and **continued resilience to successive external shocks.**"*

24 April 2026

FitchRatings

*"[...] Lithuania's A2 ratings reflects a solid track record of **proactive policymaking** and **fiscal prudence**, which enhance the sovereign's capacity to absorb future shocks."*

17 April 2026

MOODY'S

*"The stable outlook balances Lithuania's rising debt with **robust economic growth** and mirrors our expectation that Lithuania will withstand external headwinds over the next two-to-three years [...]"*

28 November 2025

S&P Global Ratings

Macroeconomic Developments

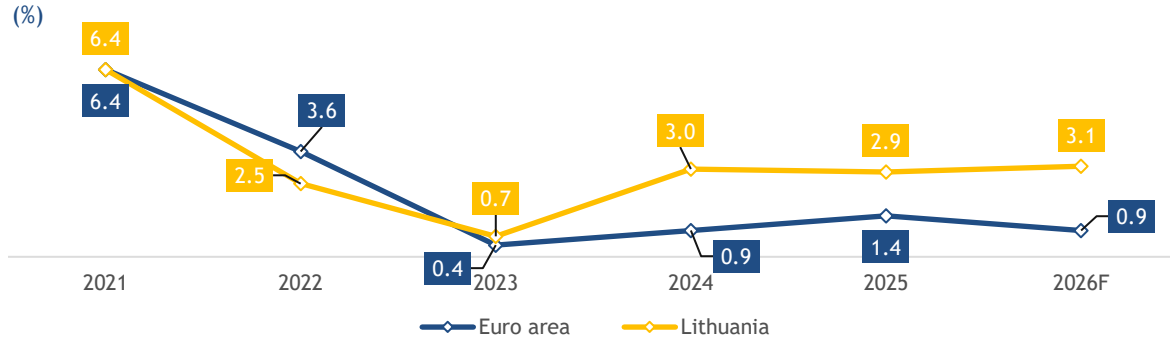




Attractive Macro Fundamentals with a Fast-growing, Diversified Economy

Lithuania's economic activity remains extremely robust, supported by private consumption and economic diversification towards high-value added activities and a growing tech sector

Real GDP Growth⁽¹⁾

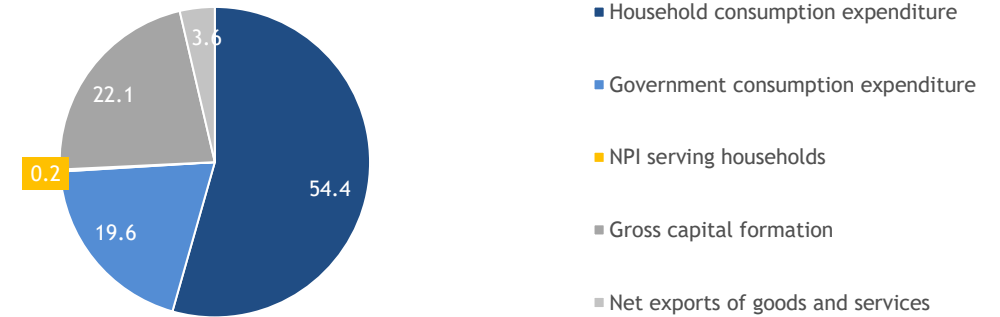


Source(s): Eurostat, Statistics Lithuania, European Commission's Spring 2026 Economic Forecast, Economic Development Scenario of the Ministry of Finance (March 2026) (22.05.2026).

Notes: (1) Chain linked volumes, percentage change compared to same period in previous year

Composition of GDP by Expenditure

(% of total, 2025)



Source(s): Statistics Lithuania (02.03.2026).

Composition of Gross Value Added by Sector

(% of total, 2025)

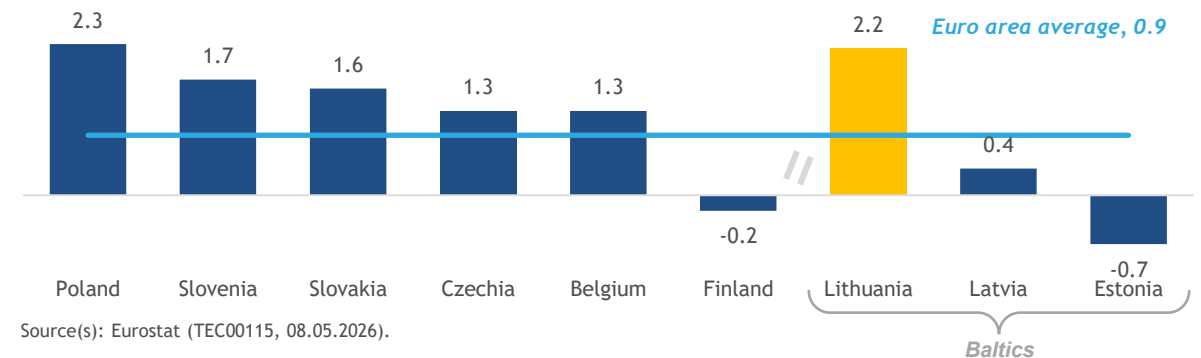


Source(s): Statistics Lithuania (02.03.2026).

Note(s): (1) Includes mining and quarrying; manufacturing; electricity, gas, steam and air conditioning supply; water supply; sewerage, waste management and remediation activities; (2) includes public administration, defence, compulsory soc. insurance, education, human health and social work, (3) includes repair of motor vehicles and motorcycles; transportation and storage; accommodation and food service activities

Real GDP Growth Rate Slightly Ahead of Peers

(%, 2023-2025 3-year average)



Source(s): Eurostat (TEC00115, 08.05.2026).



A Flexible Labour Market and Migration Flows Improve Demographics

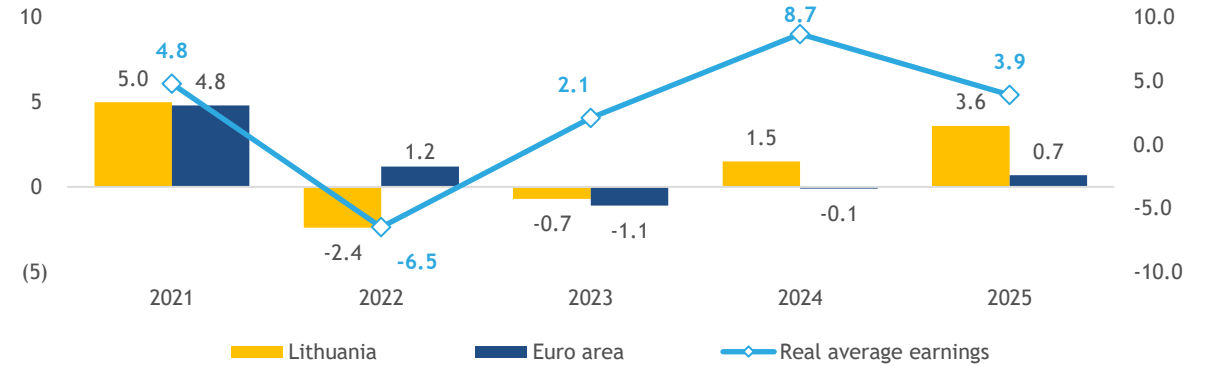
Flexible Labour Market at the Heart of Economic Resiliency

- Labour market has remained strong throughout Covid and macroeconomic events, spurring a **solid wage growth** that has supported domestic demand
- The structural flexibility of the labour market allows the country to weather shocks. The structural flexibility of the labour market originates from **the 2017 Labour Code reform**, which introduced new contract types and reduced severance payments, while increasing the benefits and duration of the unemployment insurance. Additionally, wages are largely determined at a company level
- Currently, **unemployment remains relatively low and stood at 6.9% at the end of 2025**. Meanwhile, employment trends reflect continuing labour demand, positive migration inflows and authorities' ability to integrate foreigners in the labour market
- Increased immigration** over the 2022-2024 period has mitigated the constraining labour market bottlenecks, **enhancing the total output of Lithuania's economy**

Source(s): Statistics Lithuania (08.05.2026).

Growth of Real Productivity and Real Average Earnings

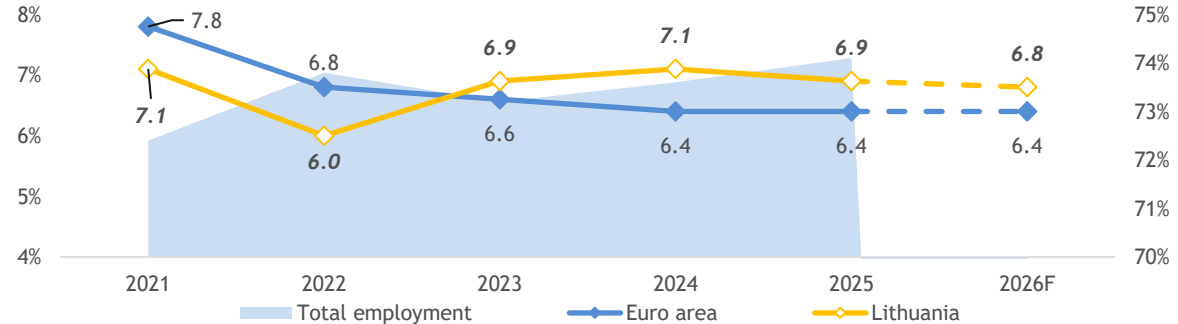
(% change on previous year)



Source(s): Eurostat (NAMA_10_LP_ULC, NAMAQ_10_LP_ULC), Statistics Lithuania (19.03.2026).

Annual Average Unemployment⁽¹⁾ and Employment⁽²⁾ Rates

(unemployment, % of population in the labour force)

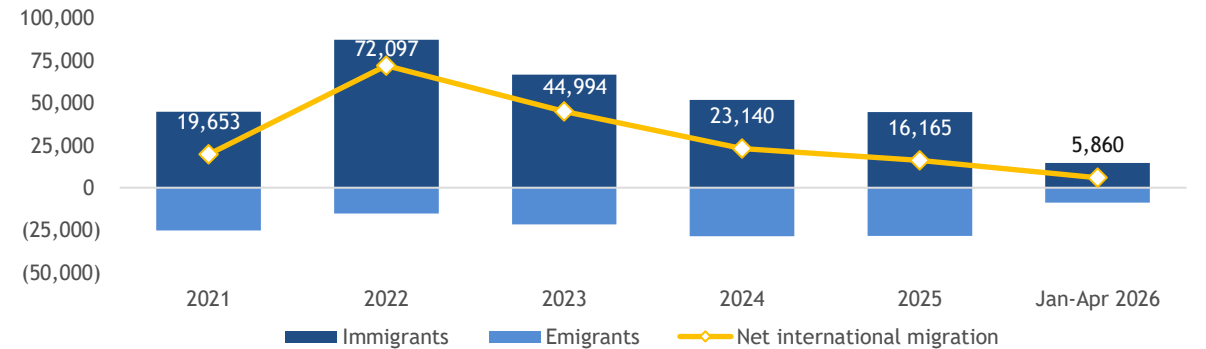


Source(s): Eurostat, European Commission's Spring 2026 Economic Forecast, Economic Development Scenario of the Ministry of Finance (March 2026) (22.05.2026).

Note(s): (1) Unemployed aged 15-74; (2) Persons employed aged 15-64.

Migration Trends

(persons)



Source(s): Statistics Lithuania (27.05.2026).



Inflation Gradually Returns to Low Levels

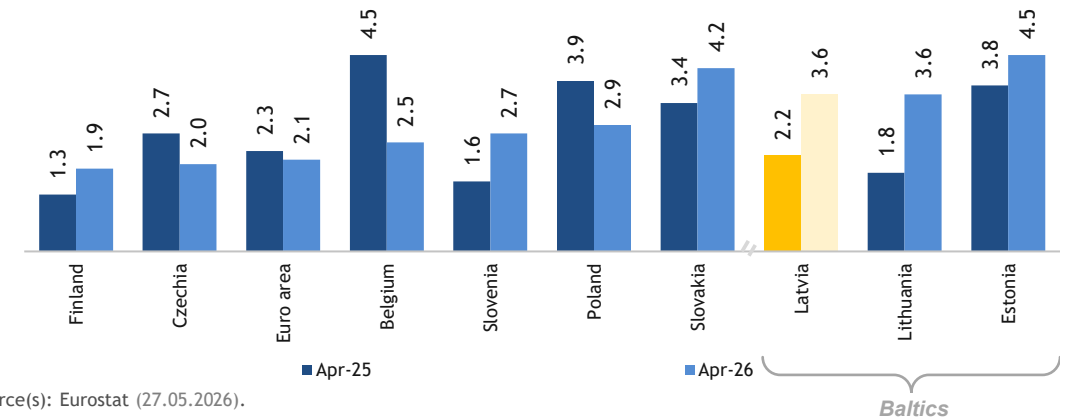
Lithuania's inflation has sharply declined after reaching a peak in 2022, and stabilised at 3.4% in 2025, reflecting a return to price stability

Key Highlights

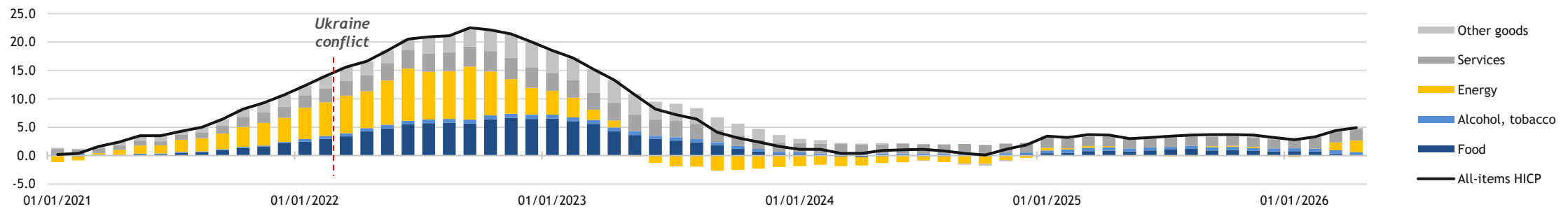
- Prior macroeconomic events had a transient effect on the global energy supply and pricing in 2022 and 2023, but Lithuania's resilient economy demonstrated recovery with prices recovering since, however, the war in Iran and its negative implications around energy prices pose a threat to price stability
- Inflation was already comparably high prior to the crisis as very **high growth and rising wages put pressure on consumer prices**, also historically energy products had a bigger weight in the harmonised index of consumer prices (HICP) basket compared to other EU members
- This has cushioned the social impact of the increase in inflation in 2022 and lowered the risk of social pressures. In addition, the **rapid increase in per capita income** and overall spending power has also muted the social impact of the rising inflation
- Monthly HICP (annual rate of change) rate peaked in September 2022 and eased to 0.1% in October 2024 as the more temporary contributors such as energy prices and supply chain bottlenecks dissipate. In April 2026, annual HICP inflation stood at 4.9%. **In April 2026**, annual average inflation reached **3.6%**

Source(s): Eurostat, Ministry of Finance (08.05.2026).

Annual Average Inflation: Peer Comparison (12-month average rate of change, %)



Annual Inflation Rate (HICP) and its Composition has Stabilised (%, YoY)



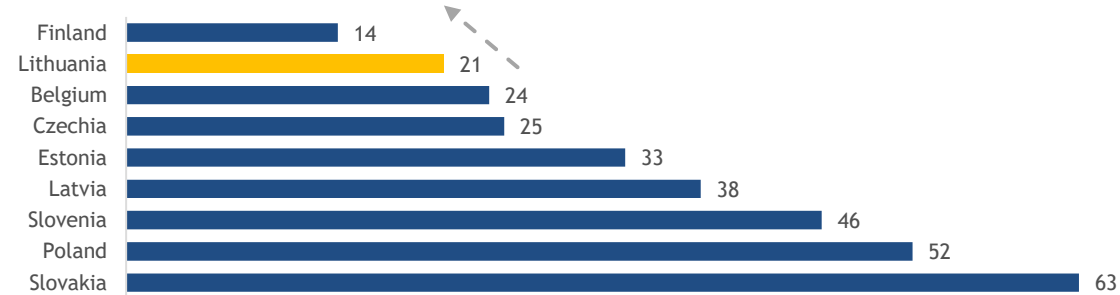
Source(s): Eurostat, Statistics Lithuania 27.05.2026.



Strong and Improving Governance Indicators

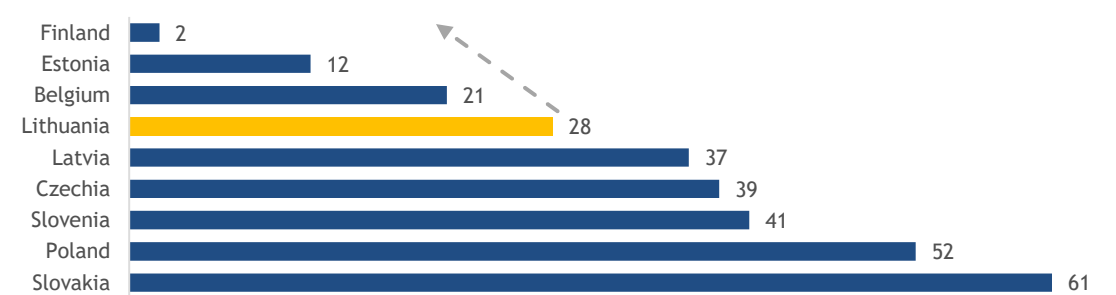
Lithuania's commitment to transparency, rule of law, and institutional effectiveness have underpinned its broader development progress, which is also reflected in steady improvements across the World Governance Indicators. The country maintains broad policy continuity and prudence with strong cross-party consensus on key policy priorities which result in strong institutions and governance

World Competitiveness Ranking 2025



Source(s): World Competitiveness Ranking (30.12.2025).
Note(s): 69 economies are ranked.

Corruption Perceptions Index: Ranking 2025



Source(s): Transparency Org (10.02.2026).
Note(s): 181 countries are ranked.

Basel AML Index: Ranking 2025

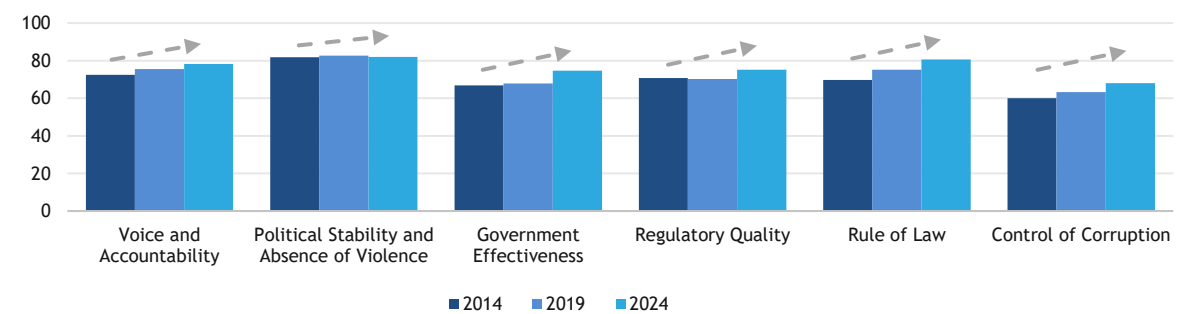
(177 is the lowest risk, 1 is the highest risk)



Source(s): Basel Governance (30.12.2025).

Lithuania's World Bank Worldwide Governance Percentile Ranks

(0 has the lowest rank, 100 the highest rank)



Source(s): World Bank, World Governance Indicators 2024 (30.12.2025).



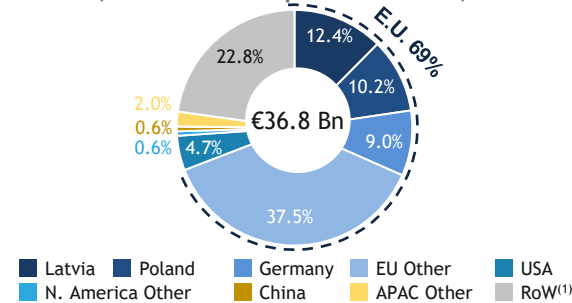
Effective Government Policies to Weather Geopolitical Risk Factors

Lithuania continues to implement a series of measures to secure a diversified energy mix while strengthening its ties with Europe and leveraging its strategic position for trade, adding significant value to its energy security and economic stability

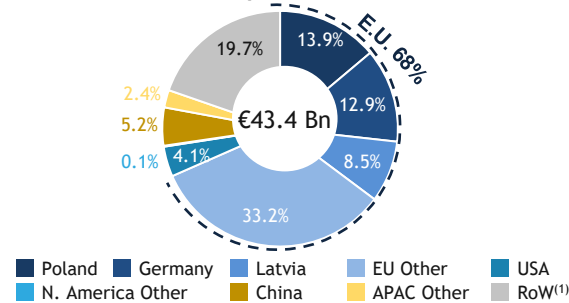
Well-diversified Trade Relations within EU & Globally

- Lithuania has a **diversified trade balance both internationally and within the EU**, which accounts for c. 2/3 of total exports and imports

%, Breakdown of Export Destinations, 2025



%, Breakdown of Import Destinations, 2025



Source(s): Ministry of Foreign Affairs, Ministry of Economy and Innovation, Statistics Lithuania (19.02.2026).

Notes: (1) Rest of the World

Defence Spending as a Priority

- 2026 national defence budget is projected to be at 5.38% of GDP
- As a member of NATO and the EU since 2004, Lithuania has the following security guarantees in place:
 - Article 5:** Lithuania works with allies on effective deterrence and, if necessary, to defend with all the means and capabilities needed
 - EU Mutual Defence Clause:** This binding clause provides that if an EU country is the victim of armed aggression on its territory, the other EU countries have an obligation to aid and assist it
- Mutual cooperation recently strengthened with Germany's commitment to station a **permanent brigade in Lithuania by 2027** and the signing of agreements with Rheinmetall (November 2024) to start the construction of a modern ammunition production facility

Source(s): Ministry of National Defence, Ministry of Finance

Energy Sector Security



Since mid 2022, LNG imports have been sourced from the United States, Norway, Egypt, Trinidad and Tobago, Netherlands and other⁽²⁾. The annual regasification capacity of the Klaipeda LNG terminal is at 39 TWh, which is ample for Lithuania's needs of 20-24 TWh



Gas Interconnection Poland-Lithuania (GIPL) is a natural gas infrastructure that connects Polish and Lithuanian as well as Baltic and Finnish natural gas transmission systems with the EU system. GIPL started commercial operations in May 2022



On 9 February 2025, successfully synchronised the electricity systems with the **Continental Europe Synchronous Area**



The Government aims at stronger energy infrastructure and independence to ensure national security and is **focused on green energy including the energy storage system Energy Cell's 200MW**



In the coming years, Lithuania will have new energy resources including **two offshore wind farms with a combined capacity of 1.4 GW** which are planned to be built in the Baltic Sea by 2035



Lithuania has **developed a prosumer model** where electricity consumers can produce electricity and use it for their own needs

Source(s): Ministry of Energy, JSC Amber Grid (24.04.2026)

Notes: (2) Excluding Russia

External Sector





Current Account Surpluses and a High Stock of FDI

Lithuania has built ample external buffers on the back of strong export performance

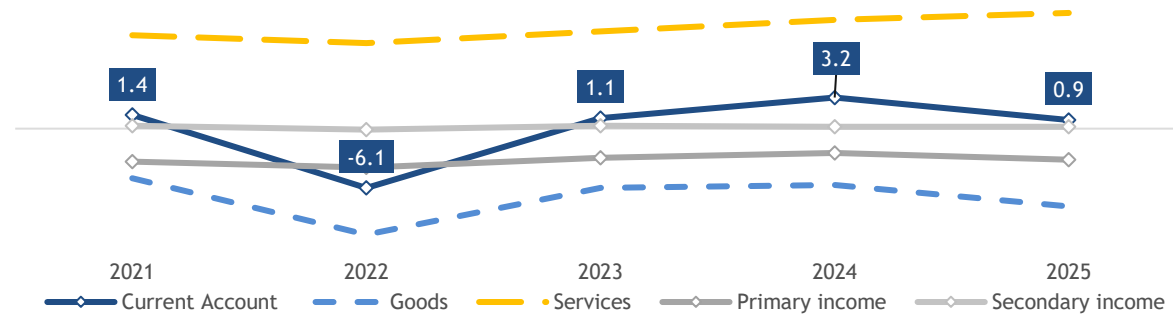
Key Highlights

- Lithuania's current account **rose to 3.2% of GDP in 2024**, mainly driven by stronger balance of services and declines in primary income deficit and goods deficit
- At the end of 2025, the current account balance was **in surplus of 0.9% of GDP**. This development was mainly influenced by the increased surplus on the balance of services, which still continues to offset the growing deficit in the primary income and the foreign trade balances
- The Bank of Lithuania forecasts that the current account balance will be **0.1% of GDP in 2026**
- As of 31 December 2025, **cumulative Foreign Direct Investment (FDI) rose by 10.1% over the year** and amounted to EUR 43.8 bn (52.1% of GDP). The **largest investors in Lithuania included Germany** (EUR 5.9 bn), the **Netherlands** (EUR 4.9 bn), and the **United Kingdom** (EUR 4.4 bn)
- The largest share of FDI (EUR 15.6 bn) was attracted by companies engaged in financial and insurance activities, recording a 12.6% increase in investment over the year.

Source(s): Bank of Lithuania, Eurostat, Statistics Lithuania (07.05.2026).

Dynamics of Current Account Balance

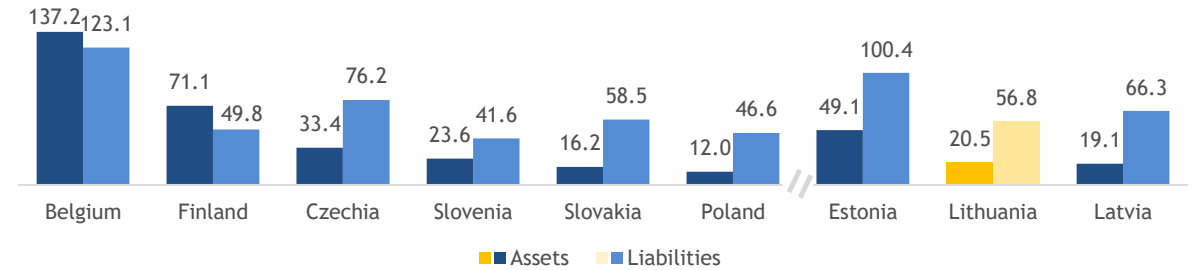
(% of GDP)



Source(s): Eurostat (BOP_GDP6_Q, 14.04.2026).

FDI Assets/Liabilities Peer Comparison

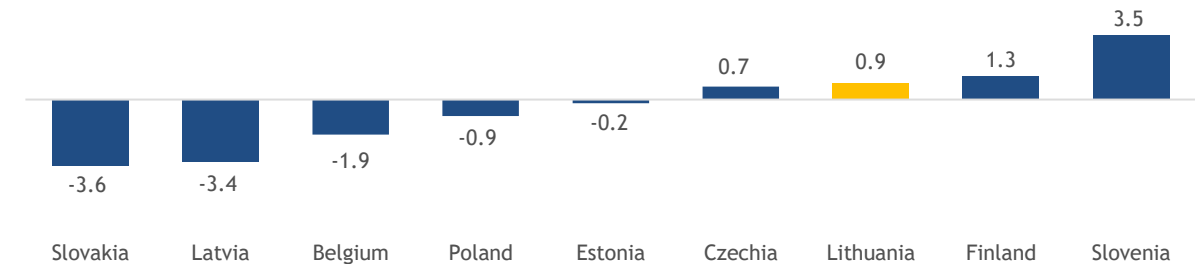
(% of GDP, 2025)



Source(s): Eurostat (BOP_GDP6_Q, 16.04.2026).

Current Account Balance Peer Comparison

(% of GDP, 2025)



Source(s): Eurostat (BOP_GDP6_Q, 16.04.2026).

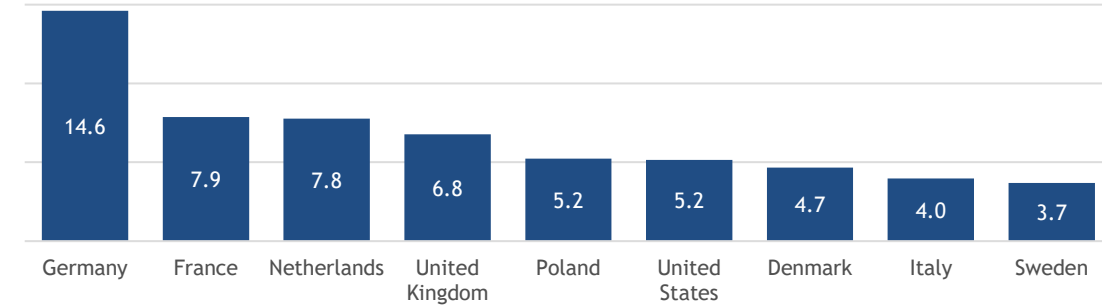


A High Value-Added and Diversified Export Sector

Lithuania has a dynamic and high value-added export sector, marked by strong growth in knowledge-intensive industries and services, showing the country's continued progress in innovation and economic competitiveness

Key Partners in Exports of Services

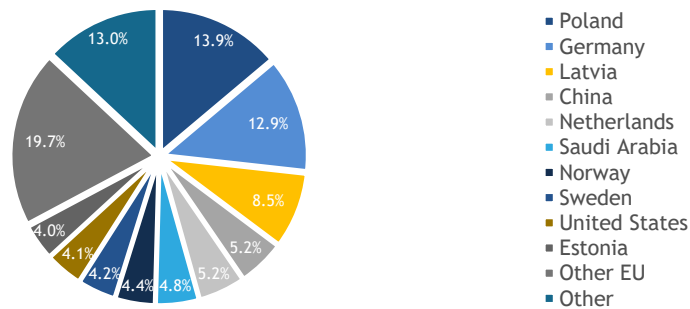
(in % of total exports of services, 2025)



Source(s): [Bank of Lithuania](#) (16.04.2026).

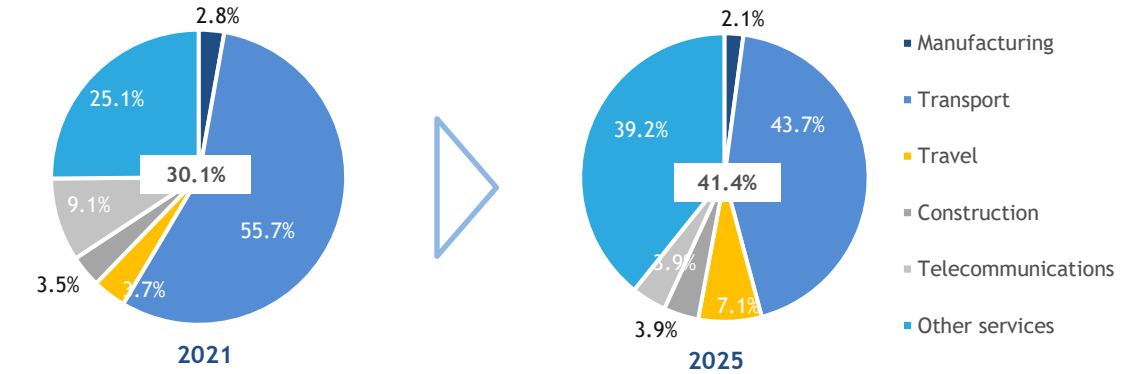
Composition of Imports by Country

(Imports of goods %, 2025)



Source(s): Statistics Lithuania (19.02.2026).

Key Sectors in Exports of Services and Share of Services in Total Exports



Source(s): [Bank of Lithuania](#) (08.05.2026).

Composition of Imports by Sector

(Imports of goods %, 2025)



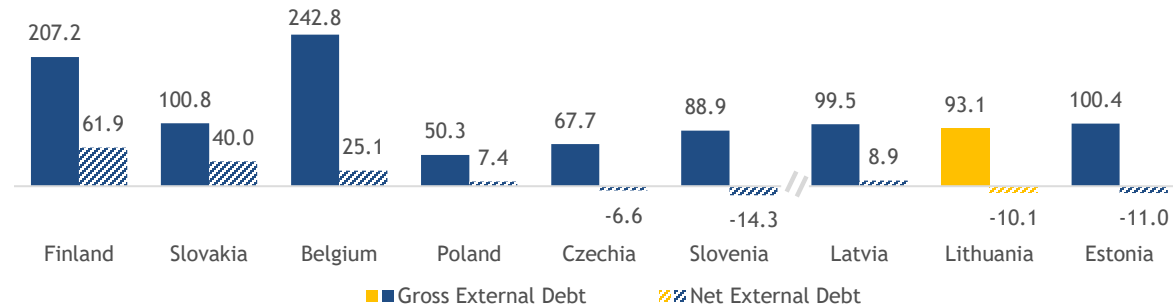
Source(s): Statistics Lithuania (11.05.2026).



Low and Affordable Levels of Public and Private External Debt

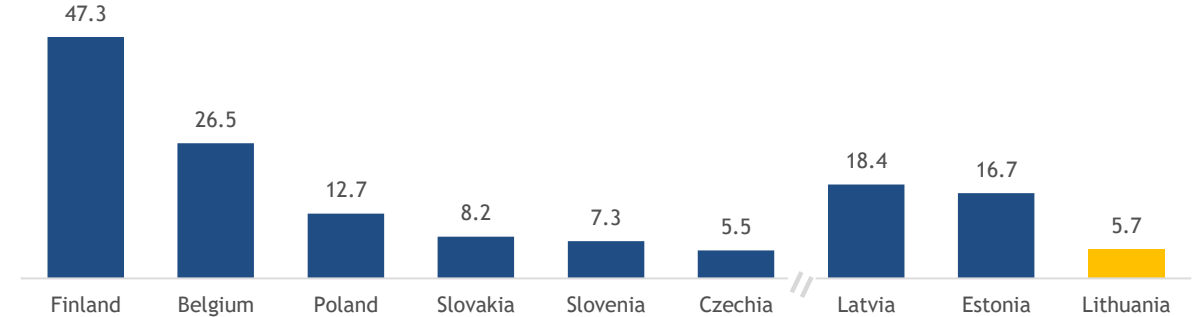
Lithuania has one of the lowest external debt levels among its peers, reinforcing macroeconomic stability and investor confidence. Its strong Net International Investment Position further enhances its resilience to external shocks and supports long term financial sustainability

Gross and Net External Debt
(% of GDP, 4Q 2025)



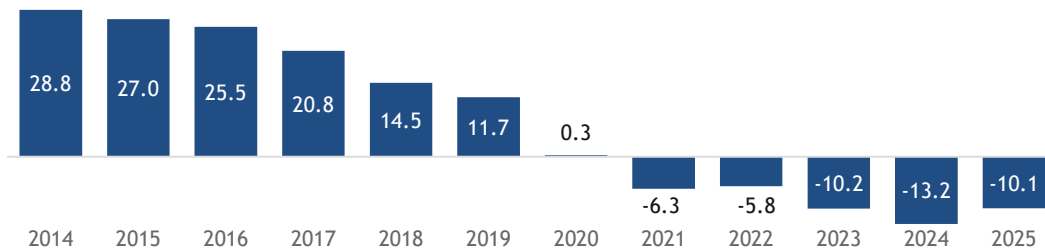
Source(s): ECB Data Portal and Eurostat (23.04.2026).

Debt Service to Export Ratio
(%, 2025)



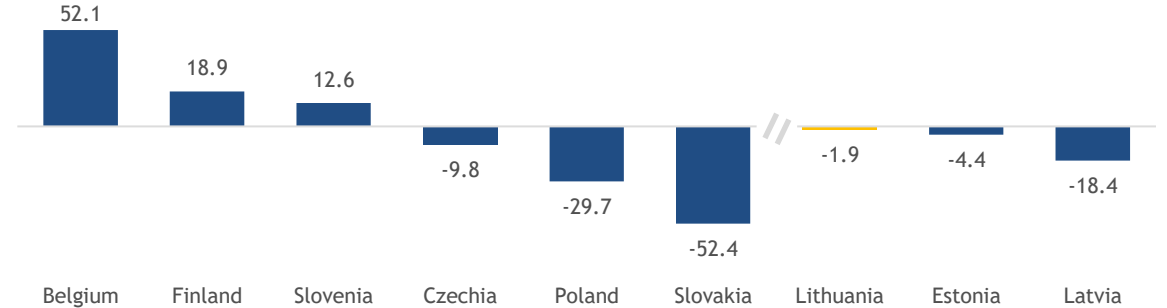
Source(s): Fitch Data Comparator, 21.04.2026.

Gradual External Deleveraging Since 2014
(Net External Debt, % of GDP)



Source(s): Eurostat (TIPSII20, TIPSII30 21.04.2026).

Net International Investment Position
(% of GDP, 4Q 2025)



Source(s): Eurostat (TIPSII40, 21.04.2026).

Environment and Energy Security



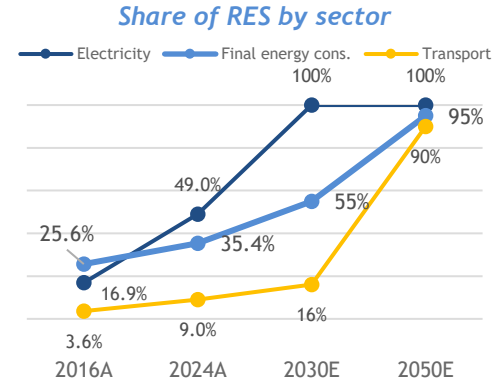


Ambitious Commitments towards Renewables and Energy Security

The National Energy Independence Strategy sets the long-term renewable energy development targets. Lithuania has already met its 2020 target of 23% of Renewable Energy Sources (RES) in final energy consumption and is on track to meet the 55% target by 2030

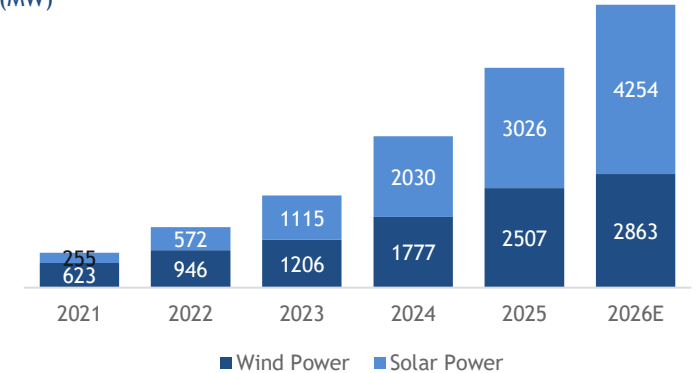
Key Highlights

- **Solar power plants** were the fastest growing electricity producers in 2025 as **capacity increasing by nearly 50%**.
- **Two offshore wind farms**, each with a 700 MW capacity, are planned for the Baltic Sea by 2035 and are expected to provide half of Lithuania's current electricity consumption
- **New applications for biomethane** and renewable hydrogen are being explored for industry and public transport
- **Electric vehicles** are expected to play a role in grid balancing through flexible charging and vehicle-to-grid technology

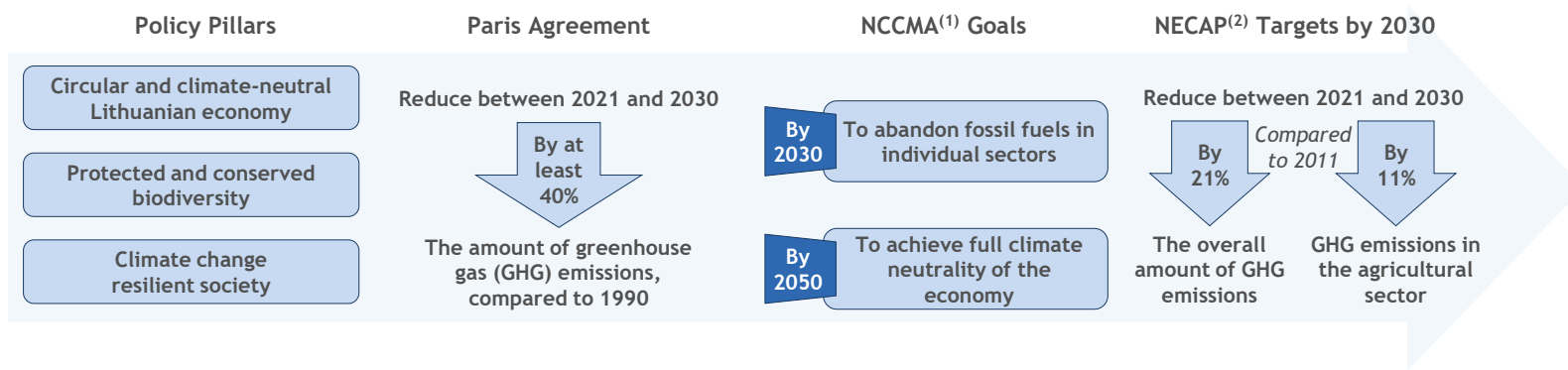


Note(s): A - Actual, E - Expected
Source(s): Statistics Lithuania, Lithuanian Energy Independence Strategy (05.02.2026)

Wind and Solar Energy Security (MW)



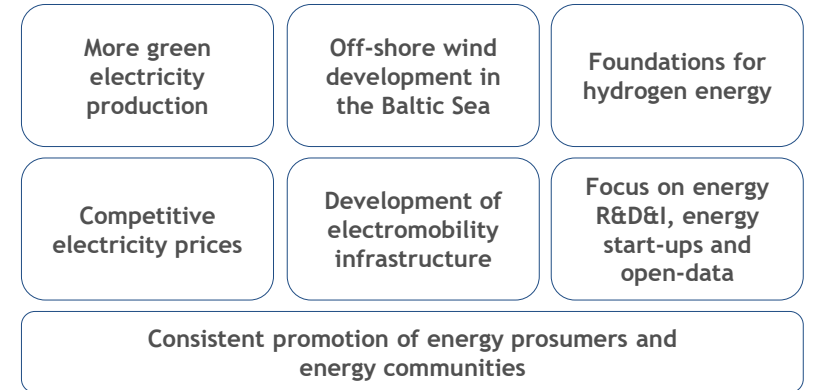
Policy Pillars defining National Objectives



Source(s): Ministry of Energy (05.02.2026).

Note(s): (1) National Climate Change Management Agenda approved in June 2021; (2) National Energy and Climate Action Plan 2021-2030 approved on 2 October 2024.

Structural Objectives for RES Development





A Stronger National Electricity Supply to Connect with the EU Grid

The successful synchronization of the Continental Europe Synchronous Area in February 2025 has been a key milestone for the Baltic States and for Europe, further strengthening the energy resilience and independence across the region

Electricity Synchronisation

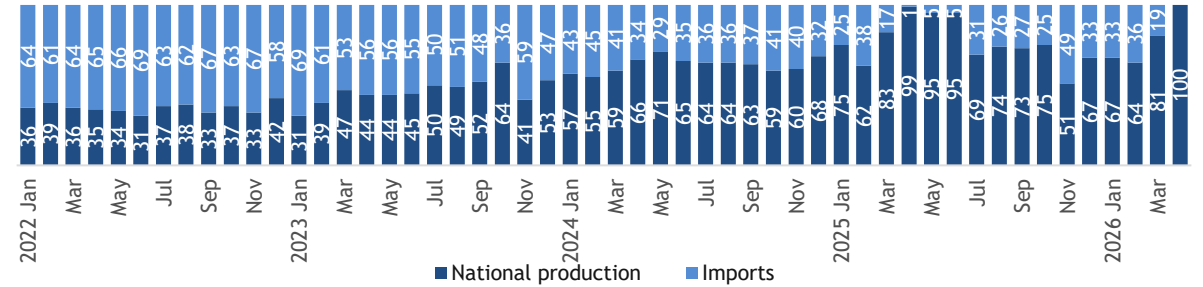
- Estonia, Latvia, and Lithuania have successfully synchronised their electricity systems with the **Continental Europe Synchronous Area** on 9 February 2025.
- Since 2024, the Lithuanian electricity system was strengthened by **171 MW energy storage capacity** and by the end of 2025, total installed energy storage capacity reached **426 MW**, which provides a primary reserve service, voltage control and synthetic inertia services



Source(s): Ministry of Energy, Litgrid (05.02.2026).


National Electricity Production and Imports (%)

(%)



Source(s): Lithuanian Energy Agency (28.05.2026).

Electricity Supply by Sources, 2025



Source(s): Lithuanian Energy Agency (04.02.2026).



A Determined Strategy to Secure Oil and Gas Supply Away from Russia

Lithuania has fully secured its oil and gas supply away from Russia, halting all Russian gas imports in 2022 and advancing in key infrastructure projects, such as the Latvia-Lithuania inter-connection (ELLI), strengthening its energy independence and regional security

Key Highlights



The annual regasification capacity of the Klaipeda LNG terminal is at 39 TWh, which is ample for Lithuania's needs of 20-24 TWh



In 2025, LNG imports were 30.5 TWh and crude oil imports amounted to 9,388 thousand tons

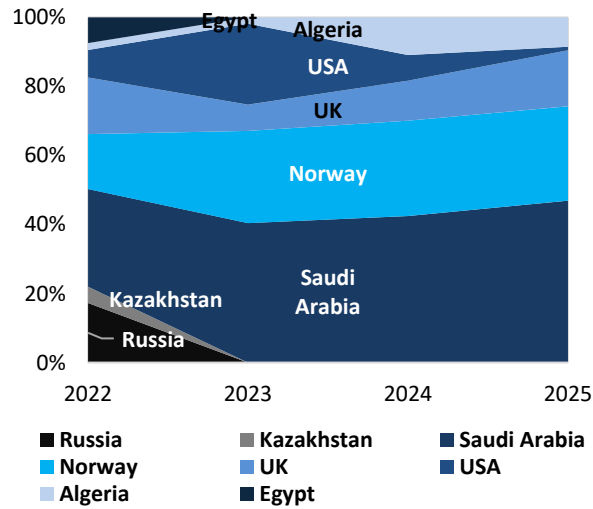


Gas imports from Russia de facto were stopped on 2 April 2022 and the Parliament made this decision de jure in June 2022

Source(s): Statistics Lithuania, Ministry of Energy (05.02.2026).

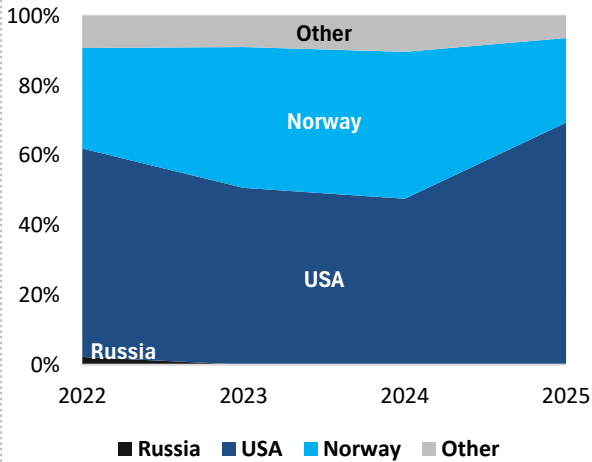
Crude Oil Imports

(Share of total)



LNG Imports

(Share of total)



Source(s): Statistics Lithuania, Lithuanian Energy Agency (19.03.2026).

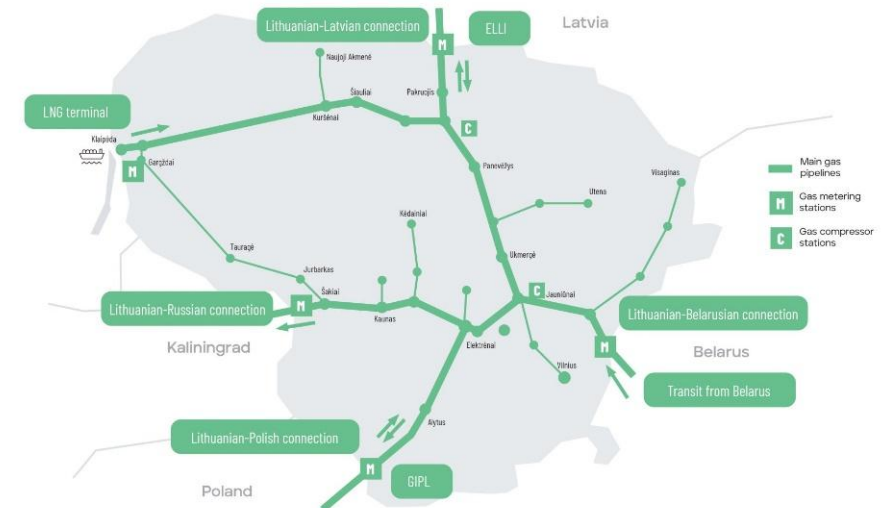


Gas Interconnection Poland-Lithuania (GIPL) is a natural gas infrastructure that connects Polish and Lithuanian as well as Baltic and Finnish natural gas transmission systems with the EU system. On 1 May 2022, GIPL started commercial operations. The maximum capacity to transport gas from Lithuania to Poland increased to 21 TWh/y and gas transportation capacity from Poland to Lithuania increased to 27 TWh/y



Enhancement of Latvia-Lithuania inter-connection (ELLI) was completed in 2023. Project implementation doubled gas transmission capacities between two countries and provide better conditions for the use of Inčukalns Underground Gas Storage

Gas Network in Lithuania



Source(s): Ministry of Energy, Amber Grid (18.03.2026).

Fiscal Discipline

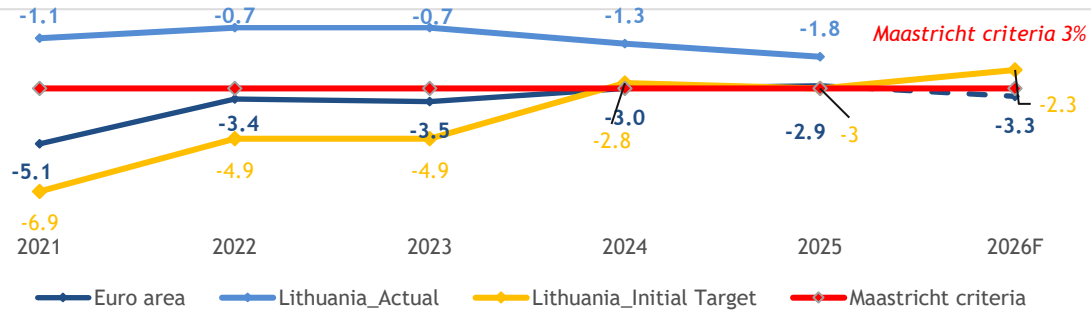




General Government Revenue and Expenditure

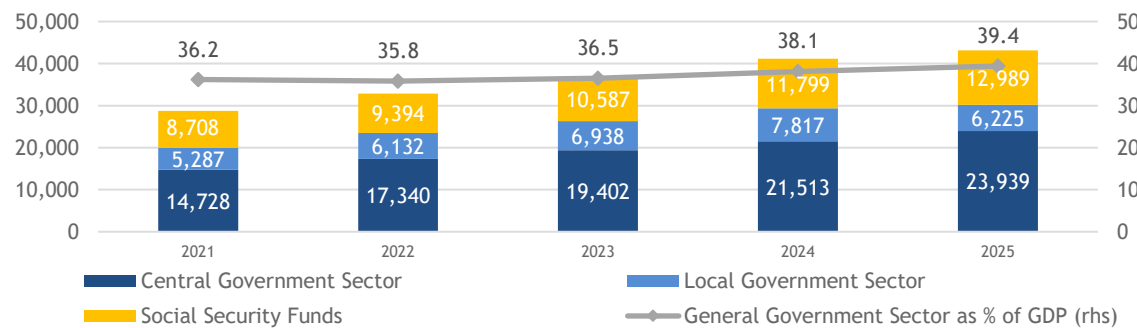
Lithuania's General Government (GG) balance has consistently remained above the Euro area average, reflecting successful fiscal consolidation efforts that have strengthened its public finances and enhanced its ability to withstand economic shocks

General Government (GG) Balance, ESA 2010 (% of GDP)



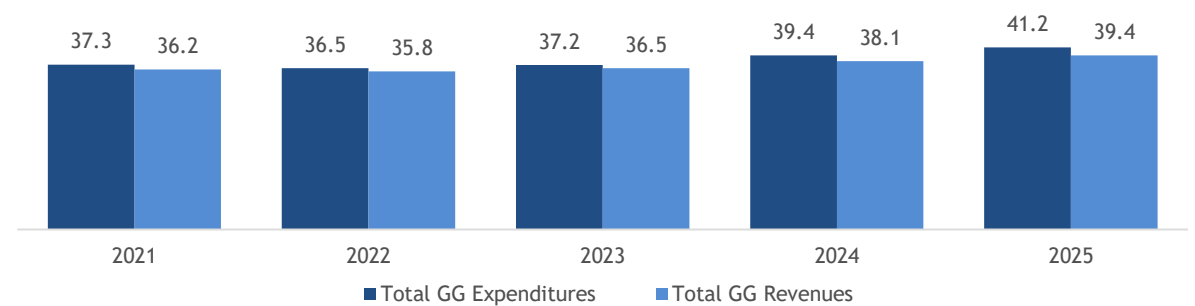
Source(s): Eurostat, European Commission's Autumn 2025 Economic Forecast, Ministry of Finance (08.05.2026)

Government Revenue Breakdown (EUR million, % of GDP)



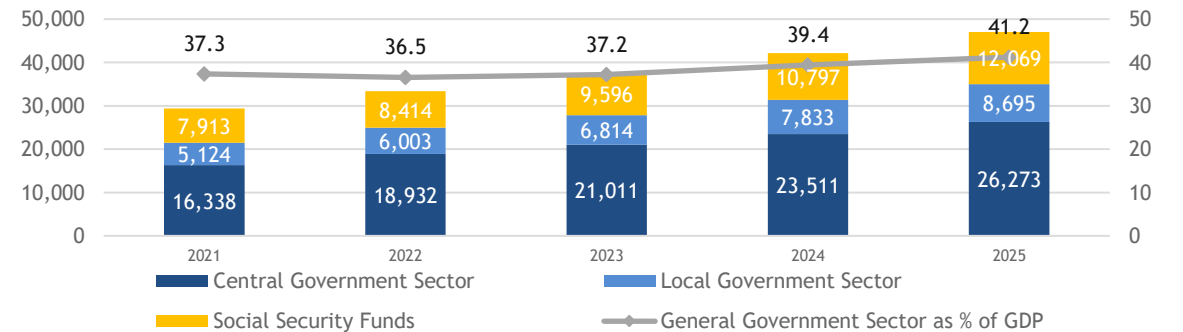
Source(s): Statistics Lithuania (23.04.2026)

General Government Revenue and Expenditure (% of GDP)



Source(s): Eurostat, Statistics Lithuania (23.04.2026)

Government Expenditure Breakdown (EUR million, % of GDP)



Source(s): Statistics Lithuania (23.04.2026)



Budget Execution and Medium-Term Fiscal Priorities

GG Budget 2026 reflects a commitment to fiscal discipline while prioritising investments in social security, defence, education and health care

Overview

2025

- GG⁽¹⁾ deficit was 1.8% of GDP in 2025 versus the originally budgeted 3% of GDP
- Reflects the new Government's greater focus on defence funding, improvement of the country's security, road infrastructure and informal education

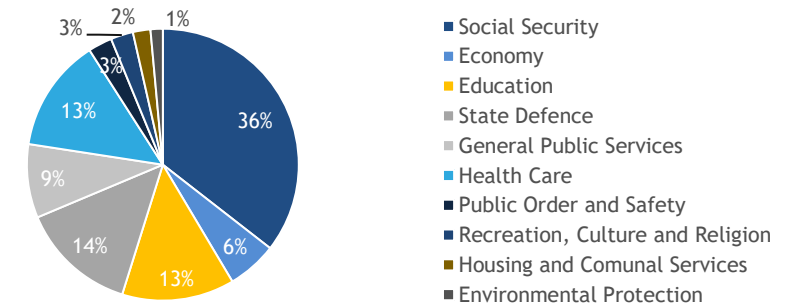
Effective from 2026

- The Parliament adopted a new **tax reform package to finance additional defense spending and enhance progressivity**
- The laws adopted aim at simplifying and aligning rates across tax bases, broadening the taxpayer base and shifting more burden onto higher incomes and wealth
- **Law on Budget 2026-2028** was approved by the Parliament on 11 December 2025
- **The GG deficit is projected to be 2.3%, 2.8%, and 2.6%, of GDP in 2026, 2027 and 2028, respectively**

Source(s): Ministry of Finance, Annual Progress Report 2026 https://finmin.lrv.lt/public/canonical/1777460393/27220/APR2026_LT.pdf (08.05.2026).

Note(s): (1) General Government consolidates the State budget, budgets of 60 municipalities, Social Security Funds and other extra-budgetary funds

2026F GG Budget Expenditure by Activity Areas



Source(s): Ministry of Finance (<https://finmin.lrv.lt/public/canonical/1761051393/25749/251021%202026-2028%20m.%20valstybes%20biudzeto%20projektas%20Seimas.pdf>) (24.10.2025).

Projected Increase in Revenue and Expenditure in 2026⁽¹⁾

Budgets	Revenue		Expenditure	
	by EUR mn	change in %	by EUR mn	change in %
State Budget (incl. EU Funds)	3,019.5	16.8	4,363.1	18.9
State Social Insurance Fund	1,617.1	18.7	880.0	11.1
Compulsory Health Insurance Fund	369.5	9.4	369.5	9.4
Municipal Budgets	696.9	10.4	696.9	10.4
Total	5,703.0		6,309.5	

Source(s): Ministry of Finance (24.10.2025).

Note(s): (1) The increase was calculated compared to approved Budget 2025.



EU Funds Support Lithuania's Growth and Reform Agenda

Total EU budget contributions to Lithuania are expected to reach EUR 15.6 bn for the period 2021-2027, an increase of 23.8% compared to the 2014-2020 period, reflecting the EU's strong support for the country's strategic priorities

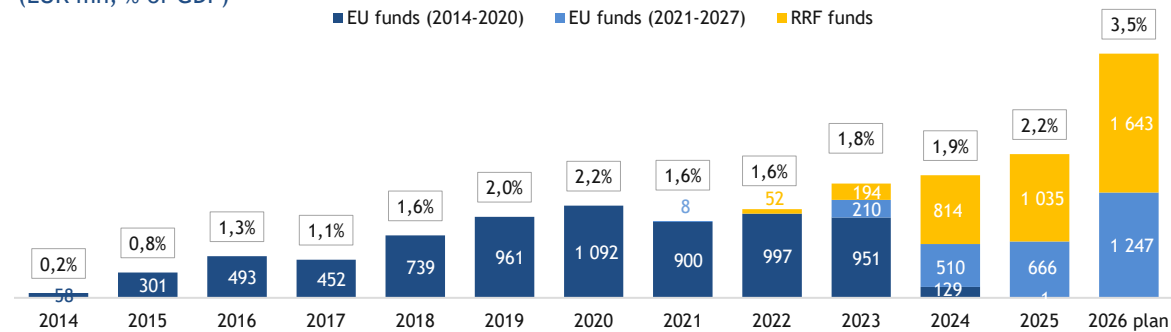
Key Highlights

- Lithuania is a beneficiary of the funds allocated through Cohesion Policy over the period 2021-2027 (Interregional Programmes - IP) amounting to EUR 6.4bn which, together with c. EUR 1.7 bn national co-financing, sums to **EUR 8 bn investments towards converging with EU**
- Structural reforms are financed through the extraordinary Recovery and Resilience facility (RRF) from which Lithuania received **EUR 2.3 bn in direct grants**. RRF funds are most notably earmarked for reforms in the Green and Digital transformation, respectively 37% and 23% of RRF funds
- Lithuania has received **EUR 2.6 bn (68%) of its allocated RRF funding**. The sixth payment request (EUR 153 mn) was submitted in March, and the final request is planned for submission in September 2026
- Lithuania also receives funds allocated through the **EU Multiannual Financial Framework (MMF)**

Source(s): Ministry of Finance (09.04.2026).
Note(s): Numbers have been rounded.

Payments of EU Funds to Beneficiaries under Selected Programmes

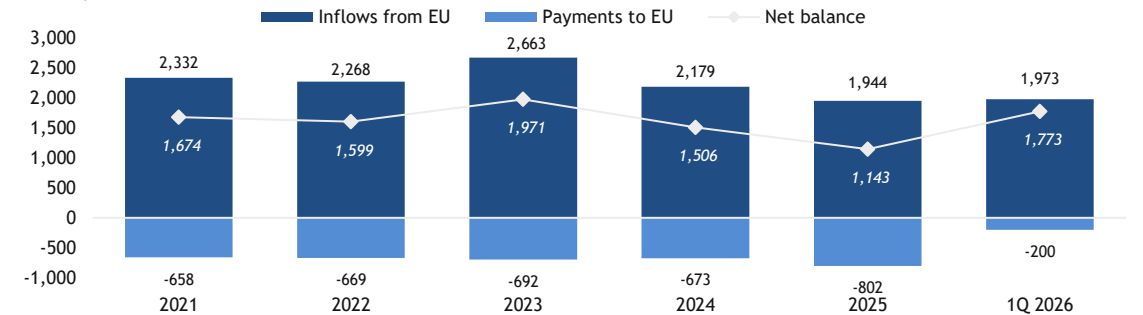
(EUR mn, % of GDP)



Source(s): Ministry of Finance (22.05.2026), Eurostat.
Note(s): Numbers have been rounded.

Net Balance of Payments from EU

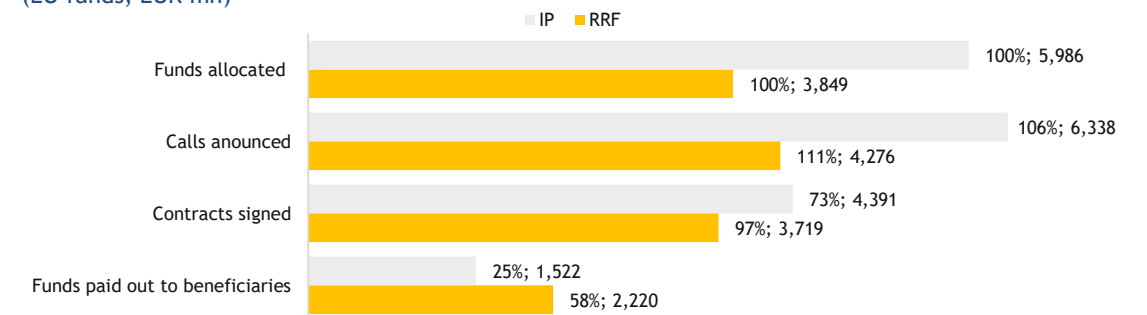
(EUR mn)



Source(s): Ministry of Finance (23.04.2026).
Note(s): Numbers have been rounded and include payments under all programmes with EU.

State of Implementation: IP and RRF Funds up to 30 April, 2026

(EU funds, EUR mn)



Source(s): Ministry of Finance (22.05.2026).
Note(s): Numbers have been rounded.

Public Debt Management

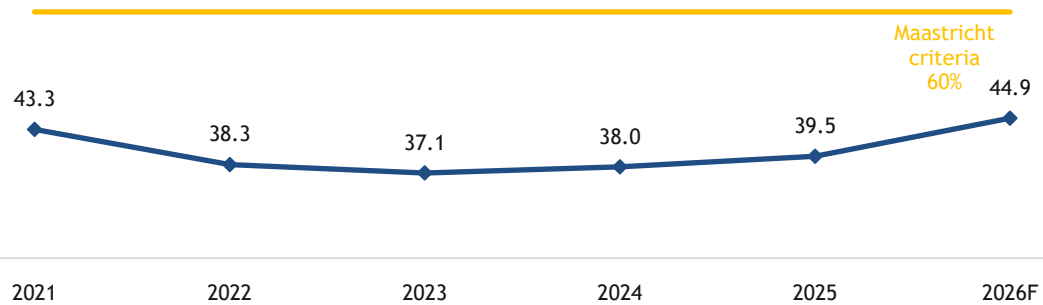




Relatively Modest Borrowing Needs Result in Stable Debt Level

As a result of ongoing fiscal consolidation efforts, debt and debt affordability metrics have remained well-placed. As of 2025, Lithuania's public debt was well below both the Maastricht criteria and the eurozone average, standing at just 39.5% of GDP.

General Government Debt, ESA 2010 (% of GDP)



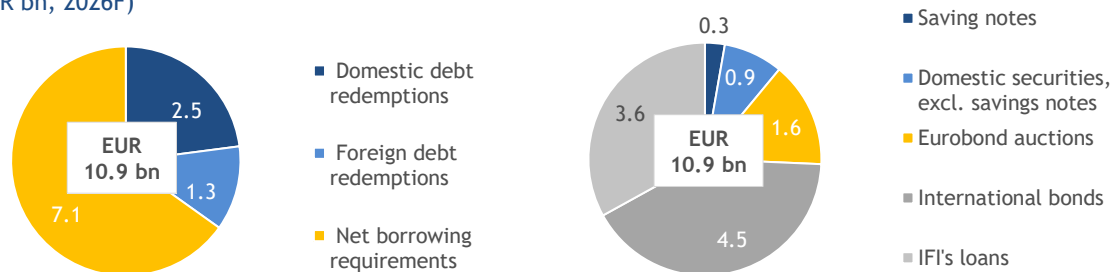
Source(s): Eurostat, Ministry of Finance, Statistics Lithuania (22.05.2026).

Moderate Government Debt Burden

- As of 31 December 2025, Lithuania's **gross external debt was 93.1% of GDP** and net external debt amounted to **-10.1% of GDP**
- As of 31 December 2025, **General Government debt was approximately EUR 33.3 bn**, amounting to 39.5% of GDP
- Government **annual borrowing needs are expected to be at EUR 9.1 bn** on average in 2026-2028
- As of 31 December 2025, **effective interest rate on General Government debt portfolio remains low at 2.5%**
- Two Eurobond benchmarks with maturities of **5 and 15 years, totalling EUR 2.0 billion**, and one **EUR 1.0 bn** Eurobond benchmark with maturity of **7.5 year** were issued in mid-January 2026 and mid-May 2026, respectively

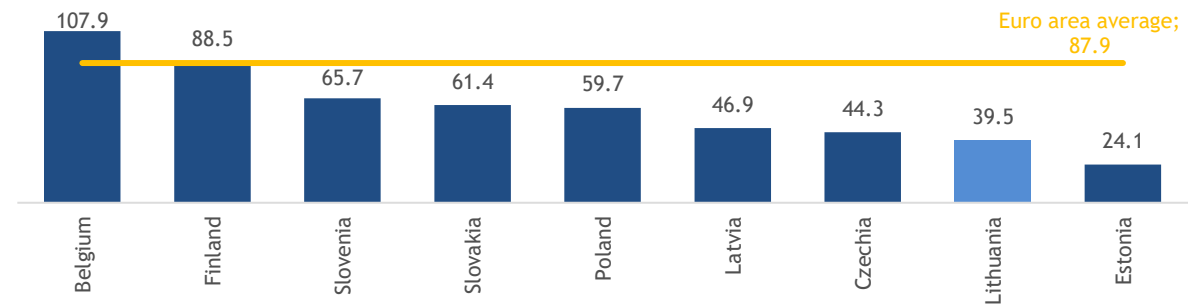
Source(s): Eurostat, Statistics Lithuania, Ministry of Finance (22.05.2026).

Borrowing Needs and Government Debt Financing (EUR bn, 2026F)



Source(s): Ministry of Finance (06.01.2026).
Note(s): Numbers have been rounded.

General Government Debt (% of GDP, 4Q 2025)



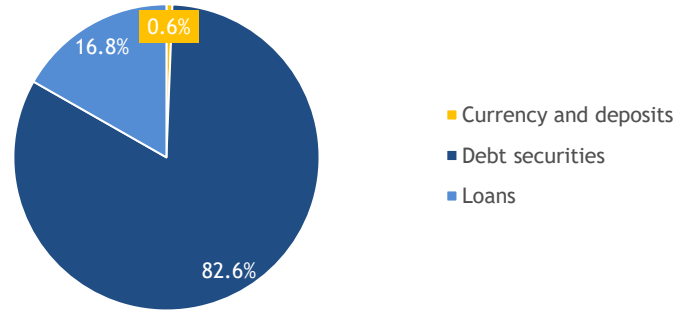
Source(s): Eurostat (22.04.2026).



Efficient Funding and Debt Management

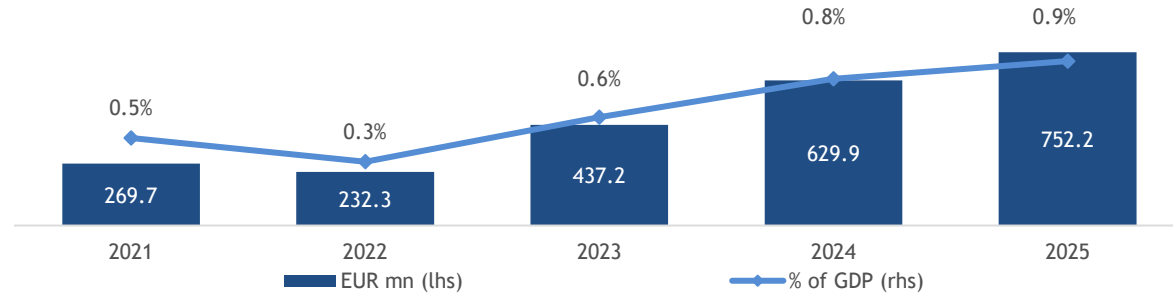
Lithuania's debt affordability is also supported by its debt structure, with a distributed redemption profile which reduces refinancing risk and low interest expenditure which helps preserve fiscal space and buffers

Composition of General Government Debt by Instruments (% of total, 31 December 2025)



Source(s): Statistics Lithuania (13.04.2026).

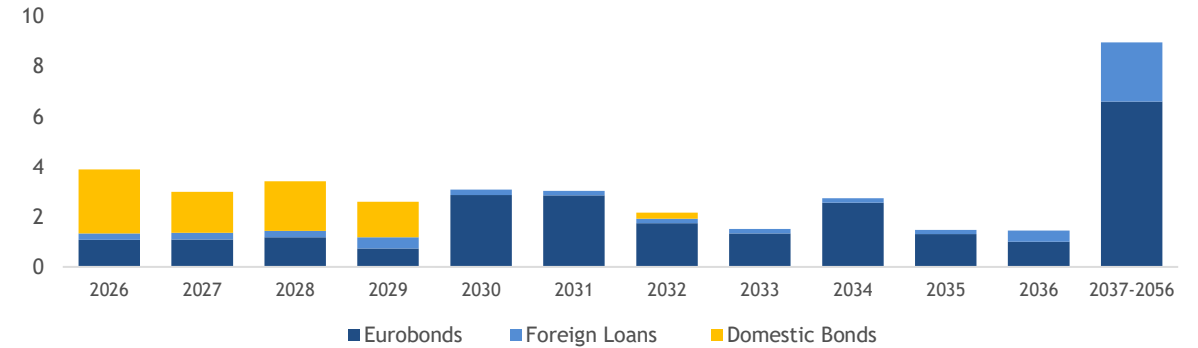
Interest Expenditure^(1,2) is Still Low (EUR mn, % of GDP)



Source(s): Statistics Lithuania (08.04.2026).

Note(s): 1) GG interest expenditure; 2) According to ESA 2010 interest expenditure excluding derivative transactions.

Debt on Behalf of the State Redemption Profile (EUR bn, 30 April 2026)



Source(s): Ministry of Finance (22.05.2026).

Yield Curves



Source(s): Ministry of Finance, Bank of Lithuania, Bloomberg.

Note(s): Average bid yields as of 28 May 2026.



Domestic market (LITHUN)

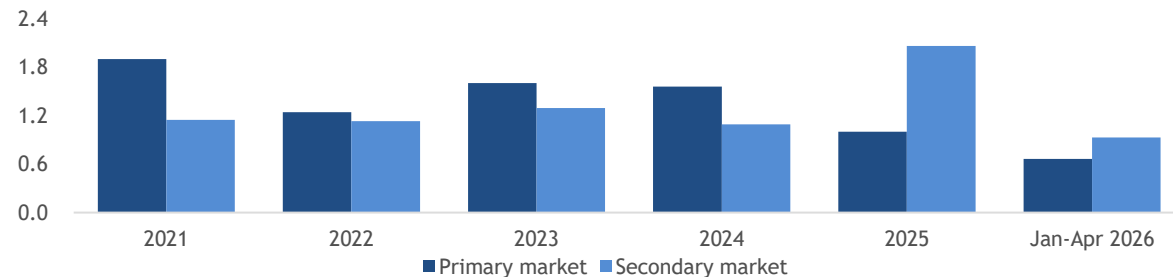
Lithuania's domestic market has a strong track record of providing the Government with access to funding in local currency, supported by a diversified investor base and average tenors that contribute to a balanced and resilient debt profile

Domestic Market Infrastructure

- **Multi-price auctions** every Monday, settled T+2 (domestically registered issues) or T+5 (Eurobond taps) organised by Nasdaq Vilnius
- **Seven auction participants** (AS "Citadele Banka", Luminor Bank AS, Erste Group Bank AG, AB SEB bankas, AB Šiaulių bankas, "Swedbank" AS, "Swedbank", AB)
- Since September 2021, the Ministry of Finance is organising **Eurobond tap auctions at Nasdaq Vilnius**
- In October 2024, **defence bonds** (savings notes for both natural and legal persons) with a coupon of 2% were introduced
- Since April 2026 defence bonds were rebranded and currently, 6-month, 1-year, 2-year and 3-year defence bonds are continuously being offered to investors with a coupon determined on the basis of the average State borrowing cost. As of 26 May 2026, **EUR 452 mn** of defence bonds are outstanding

Source(s): Ministry of Finance (26.05.2026).

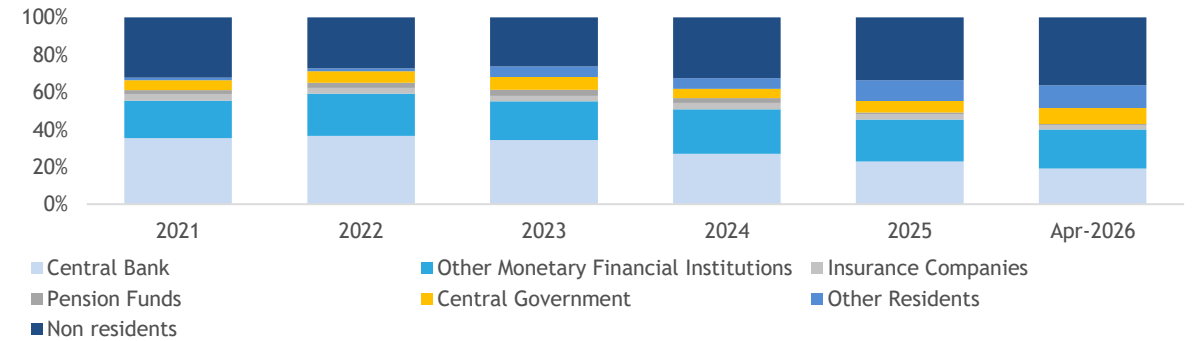
LITHUN Turnover in Primary and Secondary Markets (EUR bn)



Source(s): EMAR data from primary dealers, Ministry of Finance (25.05.2026).
Note(s): Eurobond taps not included.

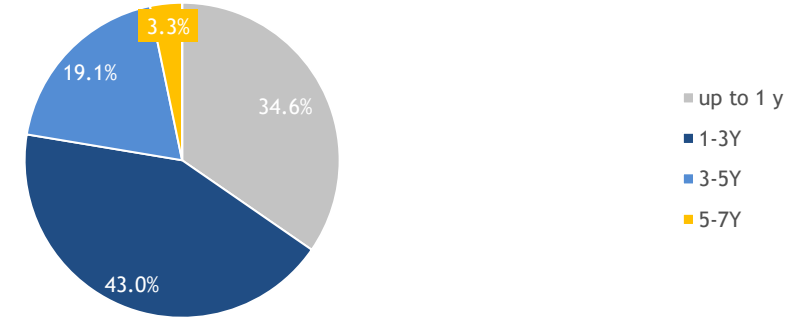
Holders of LITHUN

(%, end of period)



Source(s): Bank of Lithuania (25.05.2026).
Note(s): Eurobond taps not included.

Domestically Registered Government Securities by Residual Maturity (30 April 2026)



Source(s): Ministry of Finance (22.05.2026).
Note(s): Eurobond taps not included.



Debt Limits and Other Liabilities

Relevant Figures for 2026

- It is expected that **GG budget deficit for 2026 will be 2.3%**.
- In 2026, the Government's gross borrowing requirement is expected to total up to **EUR 10.9 bn** compared to EUR 7.0 bn in 2025.
- In 2026, debt redemptions are expected to amount to **EUR 3.8 bn**.
- The limit for net change in debt liabilities is set at approx. **EUR 7.8 bn for 2026**.
- In March 2026, **Debt Management Guidelines** were revised to more accurately reflect current debt levels. Its main tasks remain unchanged: ensuring market liquidity and efficiency, diversifying creditors, promoting transparent borrowing of behalf of the State, and managing key debt-related risks.

Source(s): Law on Budget 2026-2028, Ministry of Finance, Annual Progress Report 2026
https://finmin.lrv.lt/public/canonical/1777460393/27220/APR2026_LT.pdf (08.05.2026).

Borrowing from IFIs

IFI	Purpose of Loan	EUR mn
EU	Support to mitigate Unemployment Risks in an Emergency (SURE) due to the COVID-19 outbreak; Financing of the European RRF measures	2,018.1
EIB	Co-financing of Lithuanian operational programmes	2,032.6
NIB	Financing additional expenditure due to COVID-19 outbreak; Public Sector Efficiency Project and the Housing Renovation Programme	439.8
CEB	Financing additional expenditure due to COVID-19 outbreak; Public Investment Programmes; Multi-Apartment Building Modernisation Programme	573.2

Source(s): Ministry of Finance.
 Note(s): Loans outstanding as of 30 April 2026.

Debt Limits for Borrowing on Behalf of the State

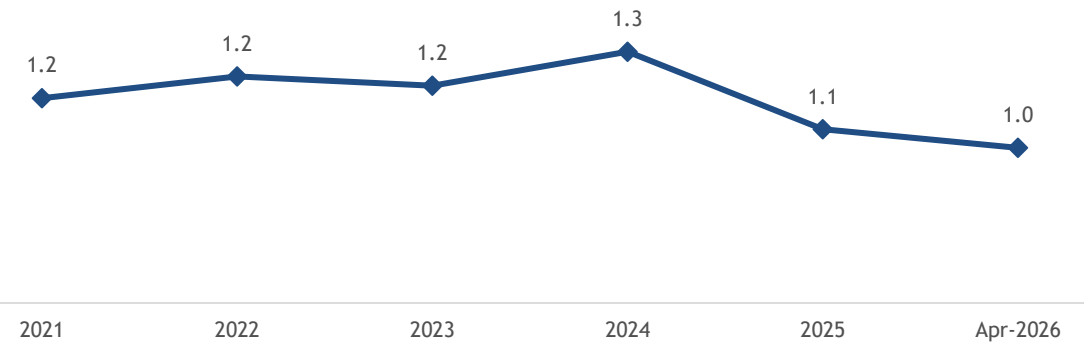
	Limit ⁽¹⁾	As of 30 April 2026 ⁽²⁾
Floating rate debt	10%	0.6%
Residual short-term debt	20%	10.6%
Minimum weighted average residual maturity	≥6 years	8.1 years
Minimum weighted average time to re-fixing	≥5 years	7.5 years

Source(s): Ministry of Finance (28.05.2026).

Note(s): (1) Before the revision of Debt Management Guidelines in March 2026, the limits were, respectively, 10%, 25%, ≥4 years and ≥3.5 years; (2) Numbers have been rounded.

State Guarantees

(% of GDP)



Source(s): Ministry of Finance (28.05.2026).

Banking Sector

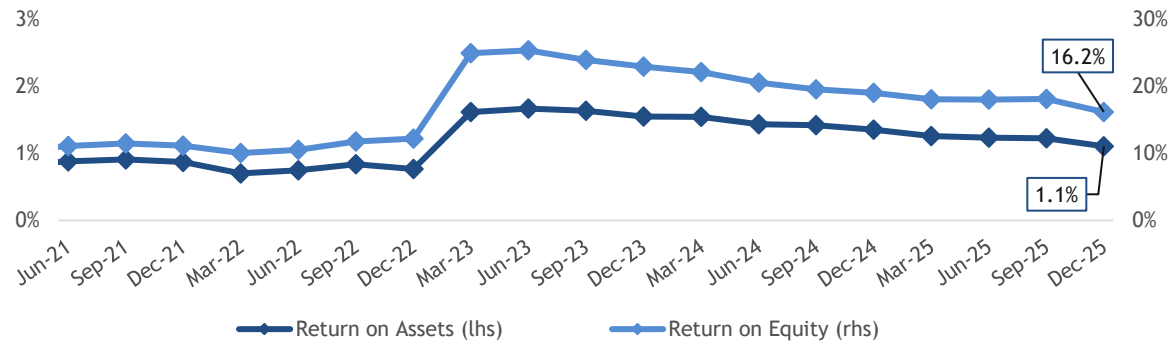




Sound Banking Sector

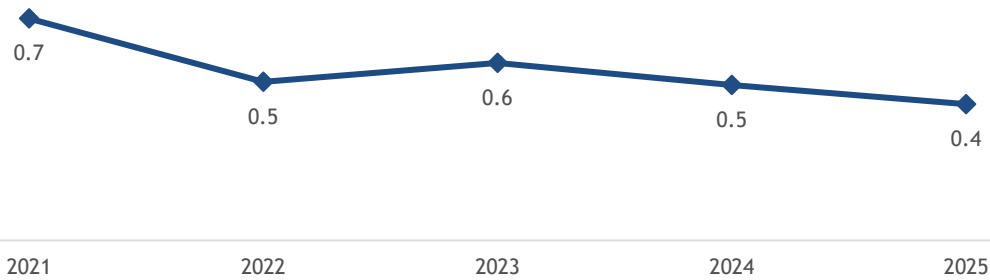
Lithuania's banking system remains stable, profitable and adequately capitalized, with relevant ratios remaining comfortably above minimum thresholds

Profitability Ratios*



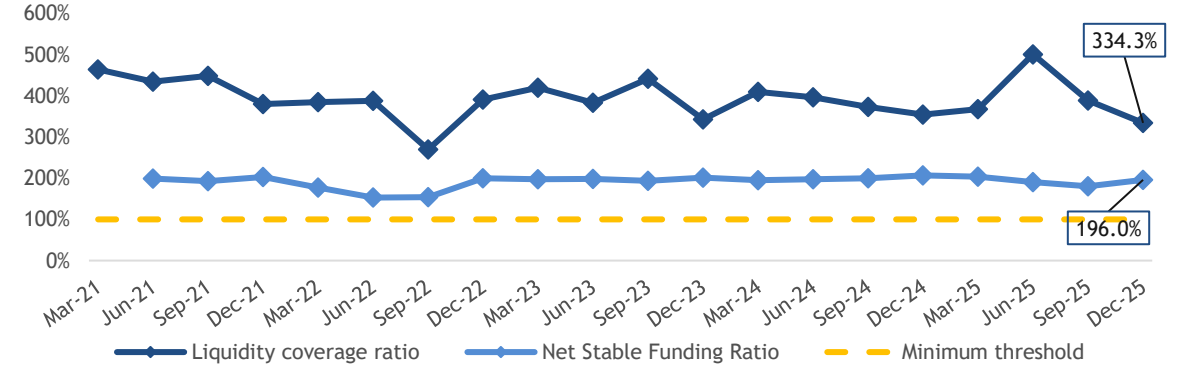
Source(s): European Banking Authority (10.04.2026).
 Note: *EBA publishes ratios of the banks directly supervised by the European Central Bank.

Non-Performing Debt Instruments (% of total loans)



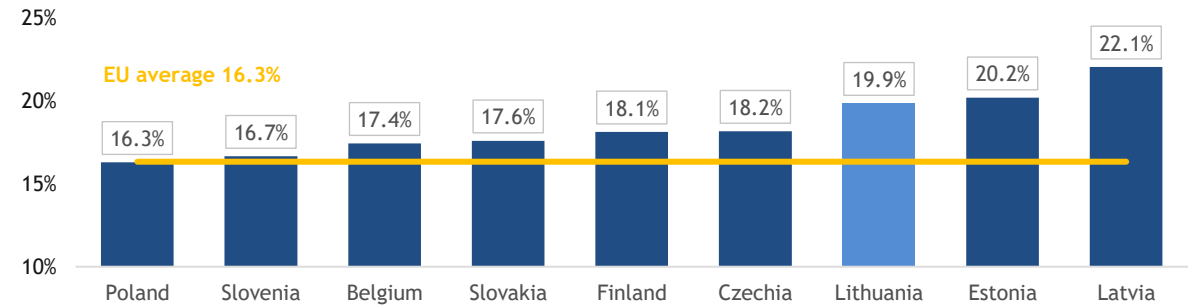
Source(s): Bank of Lithuania (22.04.2026).

Liquidity Ratios*



Source(s): European Banking Authority (10.04.2026).
 Note: *EBA publishes ratios of the banks directly supervised by the European Central Bank.

Banking system CET1 ratio - Peer Comparison* (%, as of Q4 2025)



Source(s): European Banking Authority (07.05.2026).
 Note: *EBA publishes ratios of the banks directly supervised by the European Central Bank.

Sound Banking Sector (Cont'd)



Lithuania's banking system further benefits from Nordic Ownership and continued growth of household term deposits

Key Highlights*



13 banks hold a banking or a specialised bank licence in Lithuania, while 6 banks operate as foreign bank branches accounting for 13.1% of the market



The banking sector is still **dominated by Nordic ownership**. Market share of AB SEB bankas, Swedbank AB and the Lithuanian branch of Luminor Bank AS in total is 49.0%



Customer deposits were the largest component in bank financing structure: as of 31 December 2025, they accounted for **83.6% of bank liabilities**



In 2025, the sum of all deposits, after eliminating the impact of deposits of non-resident customers, **increased by more than EUR 4.3 bn (10.6%)**



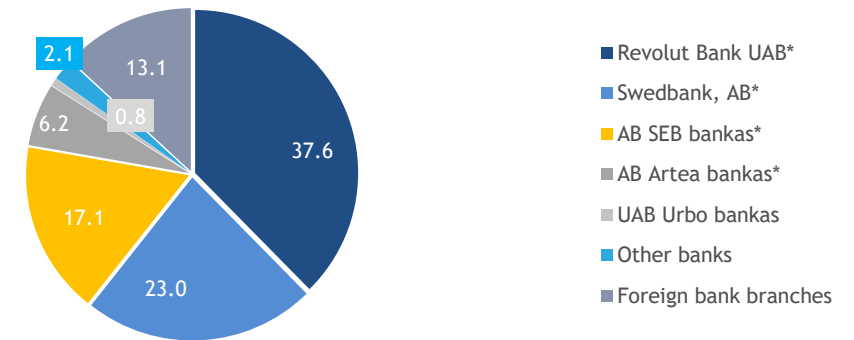
Deposits held with banks totalled EUR 78.8 bn, representing a y-o-y increase of almost 29%. At the end of 2025, Lithuanian resident deposits amounted to EUR 44.7 bn, while non-resident deposits equalled EUR 34.1 bn. The latter rose by EUR 13.3 bn (63.6%) over the year



In 2025, banks were active in lending to both households and businesses - **the portfolio of bank loans grew by more than EUR 7 bn (22.3%) to EUR 38.8 bn**, and loan quality indicators continued to be robust

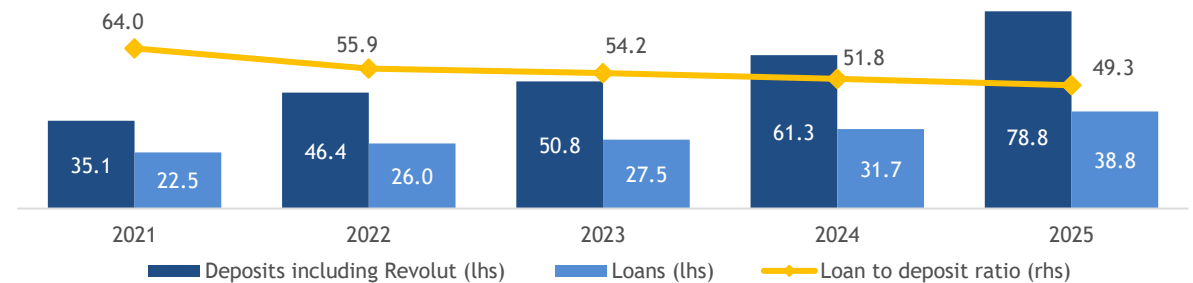
Source(s): Bank of Lithuania (21.04.2026).
Note(s): *Data provided as of the end 2025

Banks and Foreign Bank Branches Operating in Lithuania (% of banking system's assets, 31 December 2025)



Source(s): Bank of Lithuania (22.04.2026).
Note(s): *Banks directly supervised by the ECB.

Deposits and Loans (EUR bn, end of period)



Source(s): Bank of Lithuania (22.04.2026).



Lithuanian Treasury

Lukiškių 2, LT-01512 Vilnius, Lithuania

<https://finmin.lrv.lt/en/competence-areas/state-debt-management>

Bloomberg: LITHUN, LITHGB

treasury@finmin.lt

Borrowing and Investment Division

bid@finmin.lt

Liquidity and Risk Management Division

lrvs@finmin.lt

